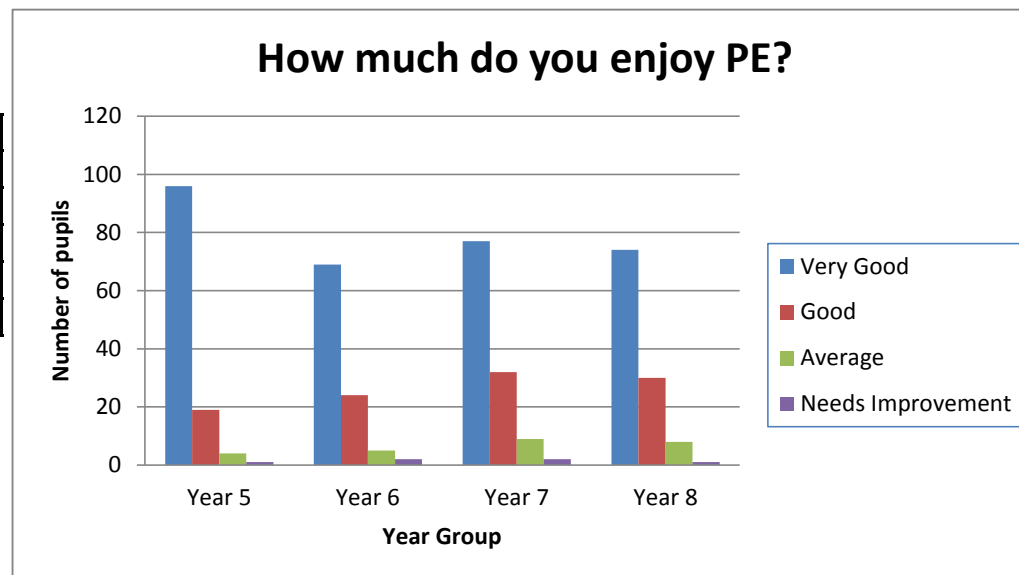


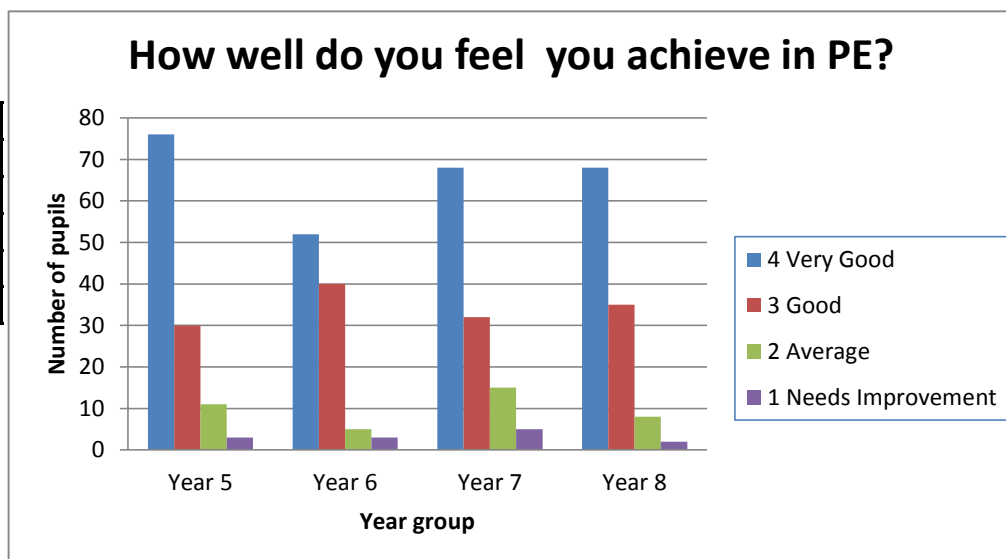
How much do you enjoy PE?

	Year 5	Year 6	Year 7	Year 8
Very Good	96	69	77	74
Good	19	24	32	30
Average	4	5	9	8
Needs Improvement	1	2	2	1
Pupils in survey	120	100	120	113



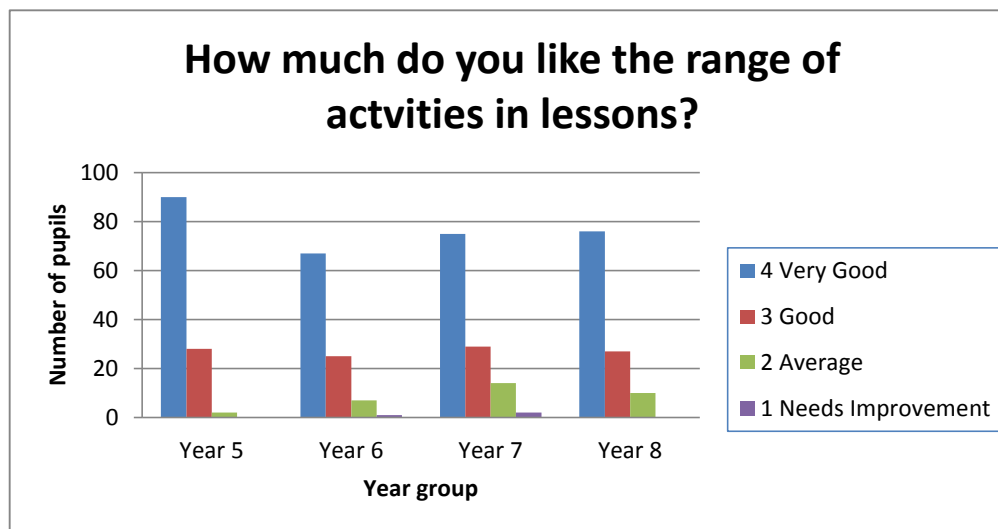
How well do you feel you achieve in PE?

	Year 5	Year 6	Year 7	Year 8
4 Very Good	76	52	68	68
3 Good	30	40	32	35
2 Average	11	5	15	8
1 Needs Improvement	3	3	5	2
Pupils in survey	120	100	120	113



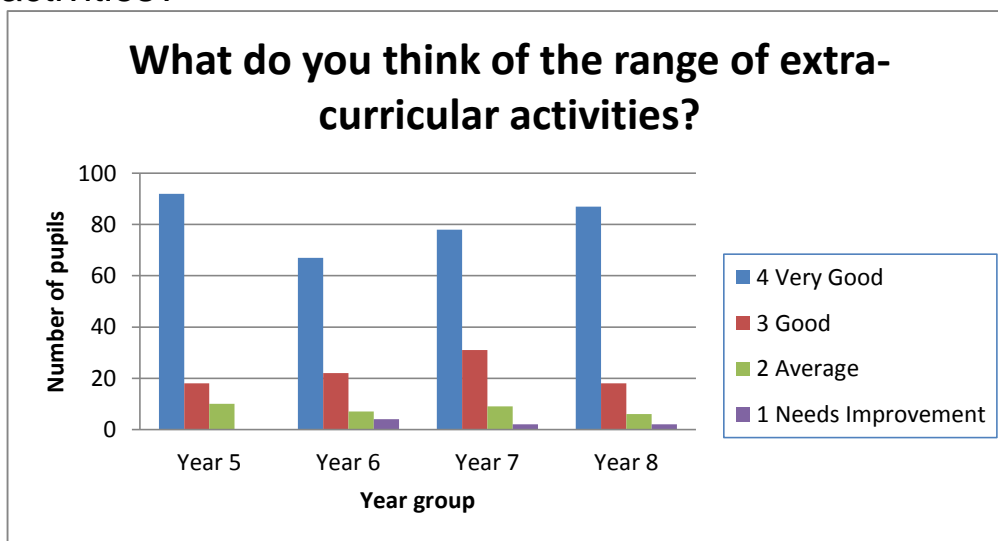
How much do you like the range of activities offered in lessons?

	Year 5	Year 6	Year 7	Year 8
4 Very Good	90	67	75	76
3 Good	28	25	29	27
2 Average	2	7	14	10
1 Needs Improvement	0	1	2	0
Pupils taking survey	120	100	120	113



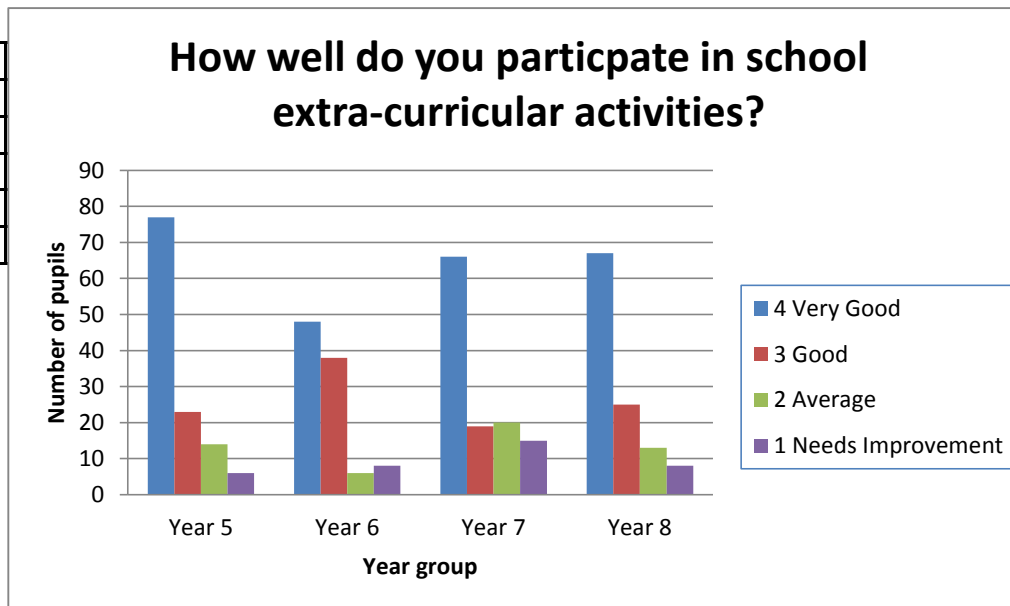
What do you think of range of extra curricular activities?

	Year 5	Year 6	Year 7	Year 8
4 Very Good	92	67	78	87
3 Good	18	22	31	18
2 Average	10	7	9	6
1 Needs Improvement	0	4	2	2
Pupils in survey	120	100	120	113



How well do you participate in school extra curricular activities?

	Year 5	Year 6	Year 7	Year 8
4 Very Good	77	48	66	67
3 Good	23	38	19	25
2 Average	14	6	20	13
1 Needs Improvement	6	8	15	8
Pupils in survey	120	100	120	113



How fit and healthy are you?

	Year 5	Year 6	Year 7	Year 8
4 Very Good	70	56	68	65
3 Good	34	31	31	28
2 Average	14	10	14	15
1 Needs Improvement	2	3	7	5
Pupils in survey	120	100	120	113

